



Family
Admix

Type
Meshes, fabrics and steel helical bars

Product Lines
• Infratech
• Opus

Functional Categories
• Structural strengthening of masonry in historic buildings
• Structural reinforcement of brick, stone or mixed masonry and concrete products

Components
Single-component

Appearance
Roll

ADX.0384

HELIX STEEL AISI 304

Cold-drawn stainless-steel helical bar

Packaging

- Roll 10 m

Application

- Apply by hand

General description

Helical bar in stainless steel AISI 304, cold drawn, with high mechanical performance for reinforced pointing of joints and for connections and through-holes in masonry, reinforced concrete, arches and vaults. Suitable for the consolidation of structures in seismic zones.


General features


HELIX STEEL AISI 304 bars are available in a range of diameters: 6, 8, 10 or 12 mm, all characterised by their durability even in aggressive environments, their high tensile and shear strength, and excellent flexibility. Such characteristics make the use of these bars particularly advantageous in combination with hydraulic binders (cement, hydraulic lime), air binders (air lime) and resinous matrix binders. Flexibility, handling and versatility with various binder matrices, permit the realisation of rapid, non-invasive reinforcement operations, being easy to apply and with low installation costs. Very high mechanical physical benefits come when combined with our mortars of the REPAR, GROUT and UNISAN lines and the structural resins of the SYNTECH line.

Fields of application


Reinforcement operations on concrete and masonry structures. Reinforced pointing of joints. Structural one-sided connections or through-holes crossing the entire section. Helical morphology allows optimal gripping on bricks, mortars, stones and on old walls of historical and cultural interest generally. The durability against atmospheric and environmental conditioning makes the use of HELIX STEEL AISI 304 bars particularly advantageous in the structures affected by the presence of aggressive soluble salts (sulphates, nitrates, phosphates).

Basic features

 Diameter:
6 / 8 / 10 / 12 mm

 Length:
10 m


 Nonflammable

 Suitable for contact with drinking water

 Unlimited shelf-life

 Use wearing protective gloves

 UV-resistant

 Available colours
Steel

IF YOU WANT TO SOLVE IT
 azichem

www.azichem.com

Updated: 11/03/2021

General sales conditions and legal notices on www.azichem.com/disclaimer

Instructions for use

Reinforced pointing of joints:

Reinforced pointing of masonry joints by filling part of the joint profile with an initial layer of UNISAN fibre-reinforced composite mortar (see the data sheet), then on the mortar whilst still wet, inserting the HELIX STEEL AISI 304 bar before covering with a final layer of UNISAN mortar. Press the mortar inside the joint, being sure to press well until totally full and flush with the wall. The temperature of the substrate must be between +5° and +35° C.

Connections on masonry, concrete, arches and vaults:

After carefully preparing the substrate and before applying the first layer of structural mortar (lime- or cement-based depending on the type of operation), wet with water at low pressure until complete saturation, bearing in mind that a lack of saturation may prevent adhesion and cause cracking in the mortar. If necessary, apply a rough coat of UNTERSANA mortar.

Proceed with creating holes of a suitable diameter and inclination (at 45° if the operation is undertaken only on one side of the structural element). Before they are bent in anticipation of the mesh, the connectors emerge from the substrate by at least 10-15 centimetres from flush with the wall. Apply an initial coat of UNISAN fibre-reinforced composite mortar (see the technical data sheet) by hand (with stainless steel trowel or putty knife) or with a plastering machine to achieve a thickness of about 1.5 centimetres, leaving the surface sufficiently rough to facilitate the adhesion of the subsequent layer. Alternatively, depending on the structural requirements, mortars of the REPAR line can be used. Place the primed alkaline-resistant fibreglass mesh of the ARMAGLASS STUCTURA line (see the technical data sheet of the selected product), placing it on the still-fresh mortar by passing the HELIX STEEL AISI 304 connector between the bars of the mesh. After bending the connector, restraining the mesh, apply a second finishing layer of mortar (UNISAN or REPAR) at a thickness of about 1.5 centimetres.

Substrate preparation

Reinforced pointing of joints:

Deep stripping of joints can ensure the placement of the bar at a depth of a few centimetres from the surface. To remove any loose and crumbly parts (stone, bricks, enticing mortar, etc.). Cleaning and saturation of the substrate with pressure washing. To remove any saline efflorescence by brushing or sandblasting.

Connections on masonry, concrete, arches and vaults:

Make sure that there are no loose or crumbly parts on the substrate. Stripping of mortar joints. Cleaning and saturation of the substrate with pressure washing. To remove any saline efflorescence by brushing or sandblasting.

Storage and preservation

Store the product in its original packing, in a fresh and dry environment, avoiding frost and direct sunlight.



GEOMETRIC AND MECHANICAL CHARACTERISTICS	Ø 6	Ø 8	Ø 10	Ø 12
OUTER DIAMETER	6.0 mm	8.0 mm	10.0 mm	12.0 mm
INNER DIAMETER	3.5 mm	4.0 mm	4.0 mm	4.8 mm
CROSS-SECTION RESISTANCE	8.9 mm ²	10.4 mm ²	12.9 mm ²	15.1 mm ²
LAST TENSILE BREAKING LOAD	9.4 kN	11.1 kN	16.0 kN	18.9 kN
TENSILE STRENGTH	1056 MPa	1067 MPa	1240.03 MPa	1251.65 MPa
ELASTIC MODULUS	122 GPa	122 GPa	122 GPa	122 GPa



IF YOU WANT TO SOLVE IT

www.azichem.com

Updated: 11/03/2021

General sales conditions and legal notices on

www.azichem.com/disclaimer

Warnings, Precautions and Ecology

The general information, along with any instructions and recommendations for use of this product, including in this data sheet and eventually provided verbally or in writing, correspond to the present state of our scientific and practical knowledge.

Any technical and performance data reported is the result of laboratory tests conducted in a controlled environment and thus may be subject to modification in relation to the actual conditions of implementation.

Azichem Srl does not assume any liability arising from inadequate characteristics related to improper use of the product or connected to defects arising from factors or elements unrelated to the quality of the product, including improper storage.

Those wishing to utilise the product are required to determine prior to use whether or not the same is suitable for the intended use, assuming all consequent responsibility.

The technical and characteristic details contained in this data sheet shall be updated periodically. For consultation in real time, please visit the website: www.azichem.com. The date of revision is indicated in the space to the side. The current edition cancels out and replaces any previous version.

Please note that the user is required to read the latest Safety Data Sheet for this product, containing chemical-physical and toxicological data, risk phrases and other information regarding the safe transport, use and disposal of the product and its packaging. For consultation, please visit: www.azichem.com.

It is forbidden to dispose of the product and/or packaging in the environment.

HELIX STEEL AISI 304 is produced/distributed by



Via Giovanni Gentile, 16/A - 46044 Goito (MN), Italy
info@azichem.com Tel. +39 0376.604185 /604365 Fax +39 0376 604398



www.azichem.com

Updated: **11/03/2021**
General sales conditions and legal
notices on
www.azichem.com/disclaimer