



INT.0125

RASOCOAT

Plaster/adhesive for insulation systems with polystyrene coat

Customs Code

3824 5090

Packaging

- Bag 25 kg

Application

- Brick trowel
- Finishing trowel
- Sponge float
- Spatula
- Notched finishing trowel

Family
Intotech

Type
Adhesives and skims for polystyrene panels

Product Lines
• **Building**

Functional Categories
• **Reinforced skims of insulating cladding**
• **Thermal-insulating renewal of masonry**
• **Bonding and skimming modular thermal insulating panels**

Components
Single-component

Appearance
Powder

Certifications and legislations



EN 998-1

Specification for Mortar for Masonry - General purpose rendering/plastering mortar (GP)

General description

Premixed monocomponent powder compound, based on hydraulic binders, water-dispersible resins, selected siliceous and calcareous aggregates, specific agents, for the packaging, with the sole addition of water, of an adhesive thixotropic mortar for fine smoothing of elements in concrete, cementitious plasters, bastard mortar, plastic scratched, tiled coatings, HPFRC conglomerates and the bonding of expanded polystyrene and polystyrene insulation to masonry or old plaster, and polystyrene and glass fiber nets in the RINFOR SYSTEM 3 anti-tip system.

General features

RASOCOAT is a gray color normal hardening smoothing compound with a maximum grain size of 0.6 mm, fiber-reinforced with READY MESH PM polypropylene microfibers. The particular composition gives the mortar obtained, by mixing RASOCOAT with water only, high adhesive power even on difficult surfaces, high smoothness in application with a smooth trowel and easy surface finishing with a metal trowel or sponge float.

Dosage

As an adhesive: approximately 5.5 kg/m². As a reinforced skim: from 3 to 4 kg/m² in normal skimming coats, from 8 to 10 kg/m² in skimming coats for the RINFOR SYSTEM 3 anti-tip system.

Fields of application

Regularization and finishing of concrete walls, cement-based plasters or cement-lime mortar, before painting. Smoothing of plastic scratched as long as they are consistent, clean and well anchored to the substrate. Smoothing of tiled walls as long as they are firmly anchored to the substrate and after careful cleaning. Skimming of mineral wood panels (Eraclit® type). Smoothing of HPFRC conglomerates and very low porosity mortars. Realization of smoothing, coatings and gluing in thermal insulation systems, including constructions with expanded polystyrene panels. Skim coat capable of transferring stresses and incorporating ARMAGLASS STRUCTURA fiberglass meshes in the RINFOR SYSTEM 3 anti-tipping masonry system.













www.azichem.com

Updated: **07/01/2021**

General sales conditions and legal notices on

www.azichem.com/disclaimer

Basic features

 Max. recommended thickness: 5 mm	 Maximum diameter of aggregate: 0.6 mm
 Min. recommended thickness: 2 mm	 Mix with water: 18-20 %
 Nonflammable	 Pot-life: 120 min
 Shelf-life: 12 months	 Temperature of use: +8 / +30 °C
 Use wearing protective gloves	 Available colours Gray

Technical specifications

Bonding force (UNI EN 1015-12): > 1.5 N/mm²

Capillary absorption (UNI EN 1015-18): 0.26 kg•h^{0.5}/m²

Compressive strength after 01 day (UNI EN 1015-11): > 4 N/mm²

Compressive strength after 07 days (UNI EN 1015-11): 15 N/mm²

Compressive strength after 28 days (UNI EN 1015-11): > 20 N/mm²

Density: 1.90 kg/l

Flexural strength after 28 days (UNI EN 1015-11): > 6 N/mm²

Tools cleansing

- Water

Applicable on

- Plasters
- Concrete
- Cement-based or lime-based mortars
- Fiber-cement
- Brickworks
- Stone walls
- Tiles
- Thermal insulating panels
- Acrylic wall coatings

Substrate preparation

The application surfaces must be clean, free of dirt, crumbly and incoherent parts, dust, etc. If the substrate consists of a scratched plastic or tiles, these must be consistent and well adherent to the substrate. Wash all the surfaces subject to the intervention with water in order to eliminate dusty residues that prevent proper adhesion. Absorbent substrates, such as plasters or concrete, must be thoroughly moistened with water, while substrates that are not porous or not porous, consisting of scratched plastic, tiles or HPFRC conglomerates, must be dry at the time of application. In any case, remove the surface water veils with compressed air or rags.

Instructions for use

Pour 2/3 of the total mixing water into the mixer, then gradually add the product and the remaining water, mixing until a homogeneous mixture of the desired consistency and free of lumps is obtained. Let the mixture rest for about 1 minute and then proceed with a further short mixing. Spread with a blade, smooth or notched metal trowel in the manner specific to the specific application and paying attention to the following procedures:

- In the application of gluing the polystyrene panel, wait at least 24 hours (at 20 ° C), before proceeding to the following processing (smoothing, etc.).
- In smoothing applications, do not exceed the overall thickness of 4 mm for each coat. The use of the ARMAGLASS 160 alkaline-resistant fiberglass mesh is recommended. The mesh must be pressed with a smooth spatula on the still fresh mix, with the warning to create overlaps of at least 10 cm between the different mesh sheets (or in the joints between one panel and the next in the case of smoothing on heat-insulating panels). Once the first layer of RASOCOAT has dried, proceed with the uniform application of the next layer.

The consumption for gluing the panels is about 5-6 kg / m². Consumption for a normal two-coat reinforced leveling coat with a total thickness of 2 mm is approximately 3-4 kg / m². Consumption for reinforced leveling compounds in anti-tipping systems is approximately 8-10 kg / m².



www.azichem.com

Updated: **07/01/2021**
General sales conditions and legal notices on www.azichem.com/disclaimer

Storage and preservation

Store the product in its original packing, in a fresh and dry environment, avoiding frost and direct sunlight. Inadequate storage of the product may result in a loss of rheological performance. Protect from humidity.



Warnings, Precautions and Ecology

The general information, along with any instructions and recommendations for use of this product, including in this data sheet and eventually provided verbally or in writing, correspond to the present state of our scientific and practical knowledge.

Any technical and performance data reported is the result of laboratory tests conducted in a controlled environment and thus may be subject to modification in relation to the actual conditions of implementation.

Azichem Srl does not assume any liability arising from inadequate characteristics related to improper use of the product or connected to defects arising from factors or elements unrelated to the quality of the product, including improper storage.

Those wishing to utilise the product are required to determine prior to use whether or not the same is suitable for the intended use, assuming all consequent responsibility.

The technical and characteristic details contained in this data sheet shall be updated periodically. For consultation in real time, please visit the website: www.azichem.com. The date of revision is indicated in the space to the side. The current edition cancels out and replaces any previous version.

Please note that the user is required to read the latest Safety Data Sheet for this product, containing chemical-physical and toxicological data, risk phrases and other information regarding the safe transport, use and disposal of the product and its packaging. For consultation, please visit: www.azichem.com.

It is forbidden to dispose of the product and/or packaging in the environment.

RASOCOAT is produced/distributed by



Via Giovanni Gentile, 16/A - 46044 Goito (MN), Italy
info@azichem.com Tel. +39 0376.604185 /604365 Fax +39 0376 604398



www.azichem.com

Updated: **07/01/2021**
General sales conditions and legal notices on www.azichem.com/disclaimer